

S.D. Public School
Summer Holidays Homework
Class I (Session 2022-23)

Dear Parents,

Vacation is a welcome break! So why not utilize this golden period for family reunion and reiterate your family ties with your kids and relatives. Gear up and utilize your time in the best possible manner. Go ahead with some unique fun activities with your kids. Let's cheer for the 3R's- Rejuvenation, Relaxation and Rebonding!



'Summers are fun'
The wonderful activities of Summer,
Surfing and swimming
Playing in the Sun,
And Oh! the wonderful foods of Summer
Shakes and Ice-creams,
We've barely begun.
Yet, the most wonderful things of summer
Are family and friends
Having lots of fun.

GUIDELINES FOR HOLIDAY HOMEWORK

Label your Holiday Homework and submit it in a handmade folder, put in an eco-friendly paper bag. Revise the syllabus for all the subjects done till the month of May.

Here are few tips for you to follow –

- Play simple games like scrabble, Chess, Atlas, Word building.
- Assign a permanent workplace and a work-time. This brings in discipline in your life.
- Inculcate good manners – 4 magic words `Please, Thank you, Excuse me, Sorry' – Use them and see the difference.
- Help your mother to keep the house clean. Do small household jobs like dusting, watering the plants, laying dinner table and so on.
- Go out for morning walk, talk about things you see around.
- Practice tying your skate laces.
- Keep your room clean and well organized.
- Encourage your child to take up yoga or any other form of healthy activity.
- Always speak in English with your family members and friends.

Most importantly, we have to remain safe during the spread of this Corona Virus pandemic and we can do so by following some thumb rules like :

- ❖ **Wash your hands with soap and water for 20 seconds.**
- ❖ **Sanitize your surroundings regularly.**
- ❖ **Wear a mask and gloves.**
- ❖ **Maintain social distance.**
- ❖ **Stay inside your homes to stay safe.**





SUBJECT – ENGLISH

1. Practice CURSIVE WRITING daily in a cursive writing book.
2. Write PLURALS of the given NAMING WORDS and frame sentences.

Mat tree car apple school
 bird flower plate spoon
 room book ball friend bag
 chair
 bag chair plate spoon

Eg: Book – Books

I like reading books.

3 – Make new words by using following letters in the given box.

Eg: rat

e	p	t
r	u	b
a	o	i

NOTE-Here are few activities that will keep your child engrossed indoors:

1. Read any story book, also encourage him/her to read the story. After vacations he/she should be able to narrate the story in their own words in English.
2. Talk to your child about the seasonal fruit MANGO and take their help in making various things with mango eg: mango shake, mango lassi, mango ice-cream/kulfi, mango panna, mango custard etc (Let them observe the procedure of making the recipes carefully and enjoy the preparation with the family)

Q4. Look at the picture and fill in the missing consonants.

1. ___o___e___



2. ___u___



3. ___o___ll___



4. E a ___



5. ___o o___ ___a___



6. ___a i___



7. ___o o___l___e



ENGLISH WORKSHEET

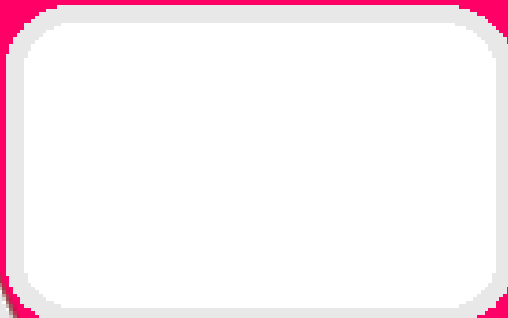
TOPIC:(Vowels and consonants)

LET'S HAVE SOME FUN!!

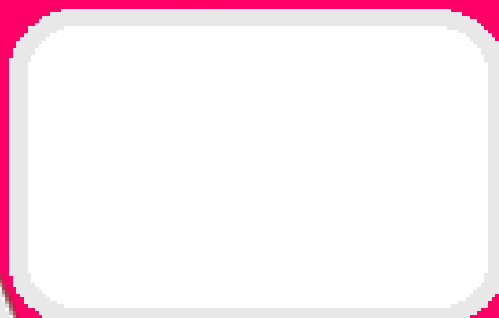
Q1. Fill in the missing vowel.

1. P__T
2. Fr__g
3. D____ll
4. P__nd
5. R__se
6. N__te
7. R__st
8. Pl__y
9. Bl__ck
10. S__ng

Q2. Write the names of your family members and underline vowels in blue



Q3. Draw and colour the picture of a fruit and vegetable starting with vowel- o.



***SPEAKING ACTIVITY**

Speak 6 to 7 lines on the given topics according to roll numbers.

Roll Number (1 to 10) – MY MOTHER

Roll Number (11 to 20) – MY SCHOOL

Roll Number (21 to 29) – MY FAMILY

***WRITING ATIVITY**

Write 6 to 7 lines on given topics according to your roll numbers.

Roll Number (1 to 10) – MY HOUSE

Roll Number (11 to 20) – MY GARDEN

Roll Number (21 to 29) – MY TOY

****PRACTICE HANDWRITING DAILY.***

****READ NEW STORIES***



विषय -हिन्दी

- I. 3 हिन्दी की कहानियाँ बोल- बोलकर पढ़े और 10-10 कठिन शब्द लिखें।
- II. लेखन सुधार हेतु 10 सुलेख लिखें।
- III. हिन्दी अखबार में 'आ' मात्रा के शब्दों को घेरा लगाओ और 20 शब्द लिखें।

© copyright. Estudynotes.com

बिना मात्रा के शब्द
चित्रों को देखकर शब्द पूरा करें

	क --- ल
	बत ---
	--- जन
	म --- र
	--- हद
	पद ---
	भ --- न



बेमेल ^{ODD}



उस शब्द पर x लगाओ -

१. जो सब्जी नहीं है -

अदरक अजगर कटहल परवल

२. जो बरतन नहीं है -

कलम जग कलश थरमस

३. जिसको पी नहीं सकते -

जल रस शरबत शहर

४. जिसमें रह नहीं सकते -

घर भवन बतख महल

५. जो वाहन नहीं है -

रथ बस नल टमटम

*दिए गए शीर्षक पर एक चार्ट बनाएं और उस पर 6 से 7 पंक्तियां लिखें या एक कविता लिखें।

अनुक्रमांक (1 से 10) - जल

अनुक्रमांक (11 से 20) - वृक्ष

अनुक्रमांक (21 से 29) - खेल कूद



**Practice and learn number names 1 to 30*

**Try to learn new concepts.*

**Practice all the work done in class.*

MATHEMATICS

Q1. Write numbers for the following number names.

- (A) Thirteen –
- (B) Seventeen –
- (C) Eleven-
- (D) Twenty four-

Q2. Write the number that comes in between :

- (a) 11 _____ 13
- (b) 23 _____ 25
- (c) 28 _____ 30
- (d) 56 _____ 58

Q3. Put the correct sign:

- (a) 34 _____ 67
- (b) 87 _____ 43
- (c) 43 _____ 43
- (d) 50 _____ 51

Q4. What comes After:

- a)27-
- b)32-
- c)54-
- d)69-

Q5 What comes Before :

- a) 23-
- b) 16-
- c) 68-
- d) 53-

Q6. Complete the series:


- (a) 13 , , 15 , , ,
- (b) 27 , 28 , , , ,
- (c) 45 , , 47 , , ,
- (d) 58 , , , , , 63

SUBJECT- MATHS

- Learn and write table 2-5 (4 times)
- Write backward counting 100-1(4 times)
- Practice of addition sums (5 sums daily) (4 times)
- Subtraction sums (5 sums daily) (4 times)

Draw pictures of any 10 activities that you are doing
In your daily life for your mother earth. For every good thing
Put the sign of (+) using green crayon for any wrong activity
Put the sign (-) **using** red crayon
e.g.

Activity	Sign
Throwing garbage in dustbin	+
Plucking the flowers	-



Worksheet 1

A. Fill in the blanks.

1. My name is
2. I was born on
3. I am years old.
4. The name of my school is

B. Write T for True or F for False.

1. The things that we like are called our favourite things.
2. All of us like the same things.
3. Our first name is called our forename.
4. Our ID card tells us some things about us.

C. Tick (✓) the things your school ID card shows.

1. Your photograph
2. Your name
3. Your favourite game
4. Your address

D. Draw any two things that you like to eat.

--	--

Sense Organs

Draw a path from the sense organ to the thing it will help you to sense. Each organ will match with only one thing. Use different colours.

The maze contains the following items:

- see: boy with glasses
- smell: boy with long nose
- hear: elf
- touch: boy
- taste: boy with tongue out
- television
- ice cream cone
- girl with headphones
- book
- rose
- hedgehog
- rabbit
- birthday cake

Worksheet 2

A. Match the following,

1. eyes	a. walk
2. legs	b. see
3. hands	c. hear
4. nose	d. write
5. ears	e. smell

B. Write T for True or F for False.

1. Eyes help us taste food.
2. Ears help us hear.
3. Tongue is not a sense organ.
4. Legs help us run.

C. Unscramble the words to get parts of the body.

1. ONGUET
2. TEFE
3. DEAH
4. KECN

D. Name and draw any two parts of the face.

--	--

Scanned by TapScanner

****Cook one healthy food(without fire) with the help of your parents and send one picture in microsoft teams app.***



COMPLETE THE FOLLOWING PAGES IN YOUR ART FILE-

Page Number – 8, 22, 26, 27, 29



Enjoy your summer vacations !!!!

May God protect you all from every evil and bless you with sound health and bundle of joyful moments. I hope to see you all ever smiling after summer break.

Blessings and regards!

Class Teacher